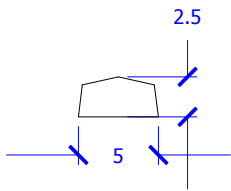


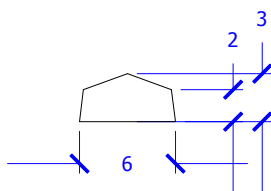
# WALL CAP SHEET 1 - LAST REVISION 1/2/07



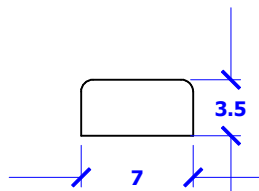
882 N. Marshall Way  
Layton, UT 84041  
Ph. (801) 544-9054  
Fax: (801) 544-9154



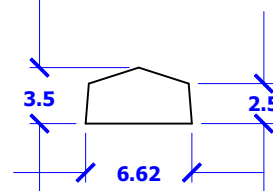
W5-1  
8@48  
1 corner 20x20



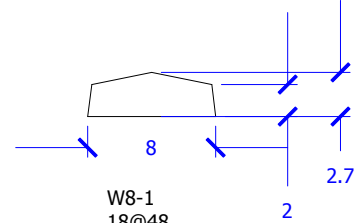
W6-1  
6@60



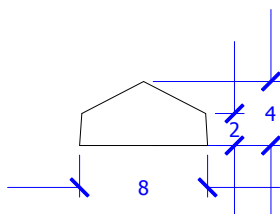
W7-1  
2 @ 48



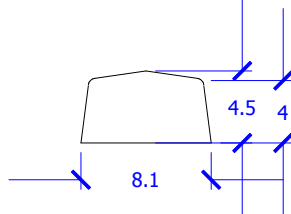
W7-2  
1 finend 51.3  
1 corner  
24x24



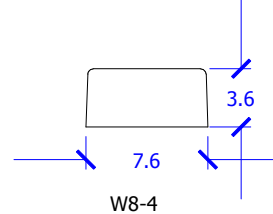
W8-1  
18@48  
1 24x24 corner  
1 finend



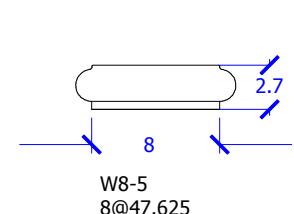
W8-2  
1@48



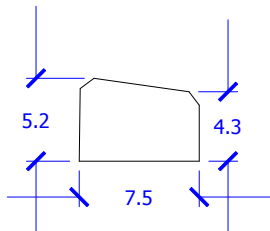
W8-3  
10@48  
1 finend @48  
116x16 corner



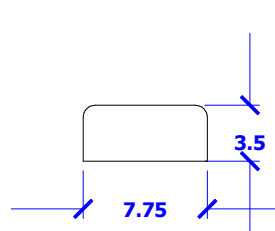
W8-4  
5@31.625  
1@47.625  
1@60



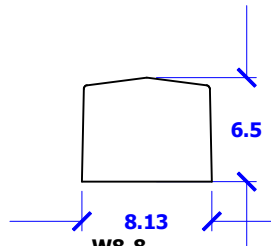
W8-5  
8@47.625



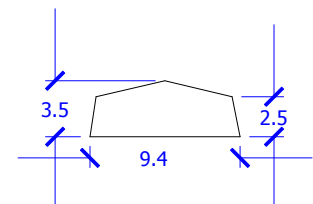
W8-6  
1@72



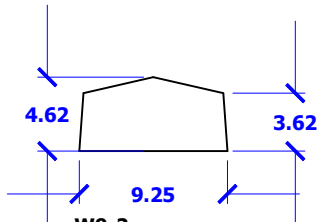
W8-7  
1@48



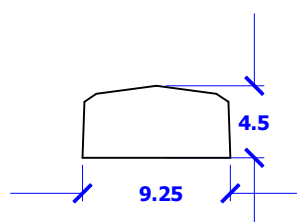
W8-8  
1 at 48  
1 term 52.44  
1 corner 24x24  
steel bulkhead  
SLCC



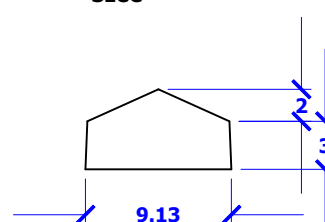
W9-1  
1@48  
1@53 finend  
1 corner 24x24



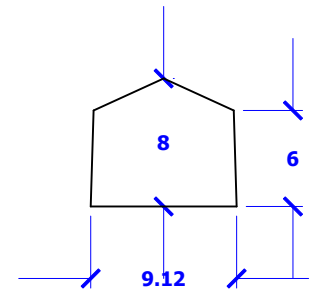
W9-2  
1 finend 53  
1 corner 24x24  
4 at 48 1 steel  
blkhd



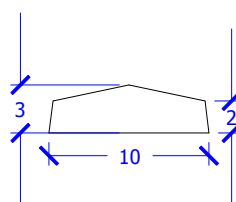
W9-3  
4 at 48  
Harrisville Liquor



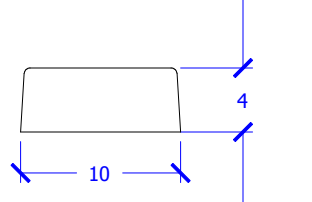
W9-4  
1 72" finend  
1 24x24 corner  
Valley High



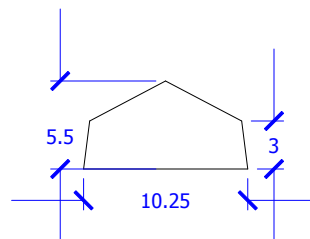
W9-5  
1 @ 60  
1 @ 65 finend  
1 24x24 corner



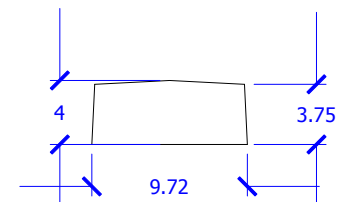
W10-1  
17@48  
1@60  
1 finend 48  
1 corner 24x24



W10-2  
1@48



W10-3  
2@48  
1@53.5 finend  
1 corner 24x24

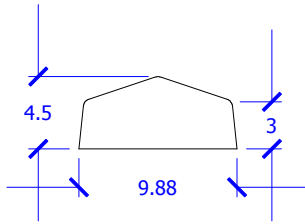


W10-4  
5@48

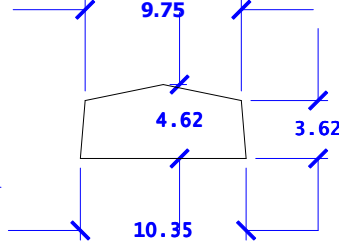
# WALL CAP SHEET 2 - LAST REVISION 1/2/07



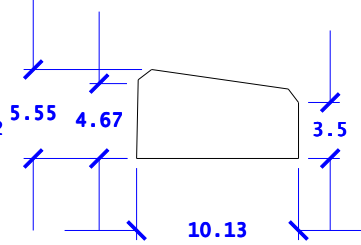
882 N. Marshall Way  
Layton, UT 84041  
Ph. (801) 544-9054  
Fax: (801) 544-9154



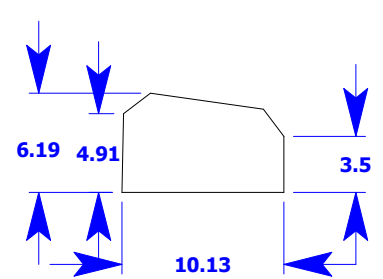
W10-5  
10@48



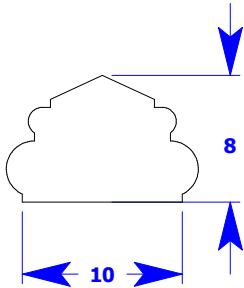
W10-6  
5 @47.625  
1 @ 60  
1 finend 53.125  
Steel Bulkhead  
24x24 corner



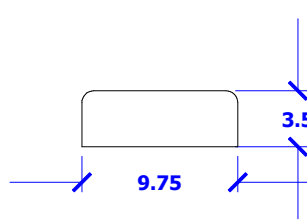
W10-7  
1@ 72



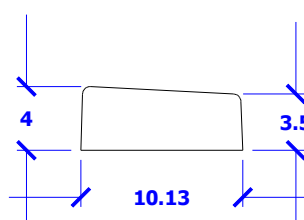
W10-8  
1 @ 72



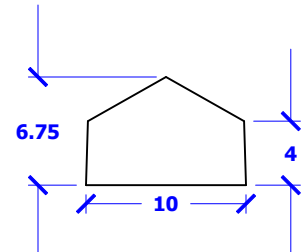
W10-9  
10 @ 47.625



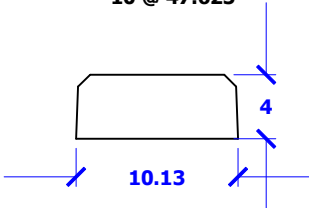
W10-10  
1@48



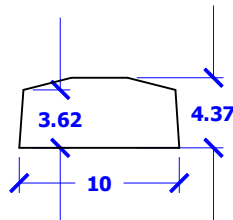
W10-11  
3 @ 47.625



W10-12  
1 @ 48  
1 @ 53.375 finend  
1 corner 24x24

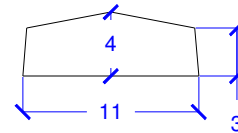


W10-13  
3@48  
1 finend 49.25  
1 steel bulkhead

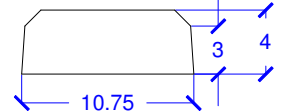


W10-14  
1@48  
1@51.625 term  
1 steel bulkhead

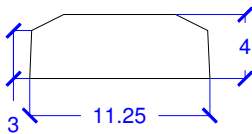
Hooper Elementary



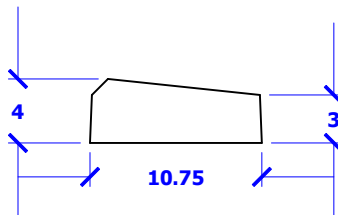
W11-1  
8@48, 1@60  
2 24x24 crnr,  
2 finend



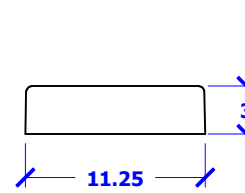
W11-2  
4@ 48"  
2 36" with  
6"step



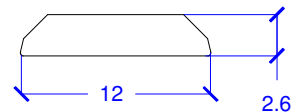
W11-3  
1 @48"  
1 24x24 corner  
1 finend 50.5  
1 Steel Bulkhead



W11-4  
6 @ 47.625"  
rightfinend 50.13"  
leftfinend 50.13"  
Incorner 24x24



W11-5  
2 @ 67.5"

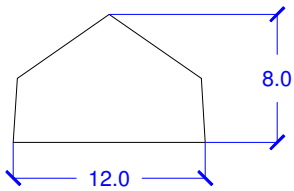


W12-1  
2 @60" +  
finends

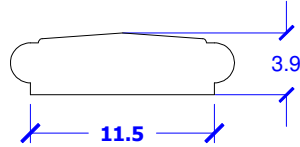
# WALL CAP SHEET 3 - LAST REVISION 1/2/07



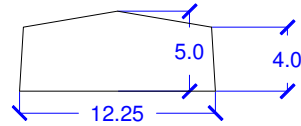
882 N. Marshall Way  
Layton, UT 84041  
Ph. (801) 544-9054  
Fax: (801) 544-9154



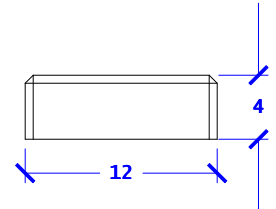
W12-2  
1@48"  
1 corner



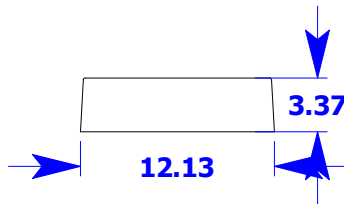
W12-3  
1@48"  
1@12" finend  
2@12"  
curved  
mold



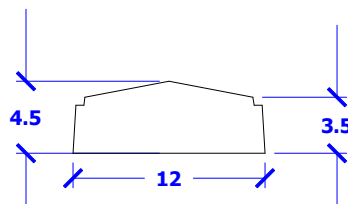
W12-4  
20@48"  
1@60  
3 finends @54.5  
45deg 6' idcurve  
15deg 20' idcurve  
22.5 deg  
12'ridgediamcurve  
3 24x24 corner



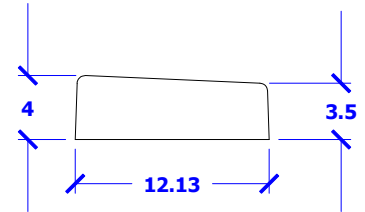
W12-5  
2@72" Chamfered  
ends



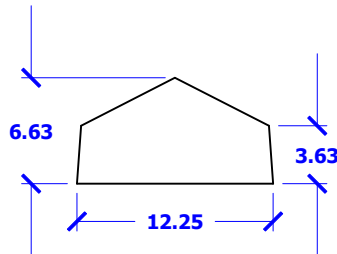
W12-6  
8 @72



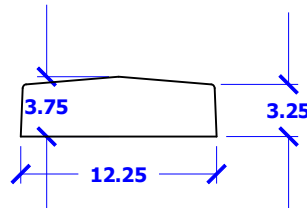
W12-7  
1 Finend@56  
1 corner 24x24  
(Bjb 8772)



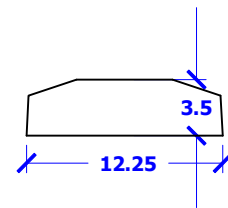
W12-8  
2 @47.625  
2 steel bulkheads



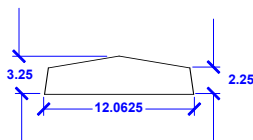
W12-9  
1 straight 48  
1 finend 54.5  
1 corner 24x24



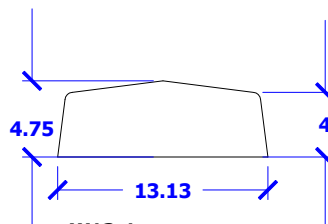
W12-10  
1 at 54.5 termination  
1 steel bulkhead



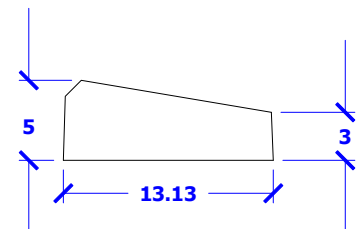
W12-11  
1 one mold 75-80  
Stonegate 37



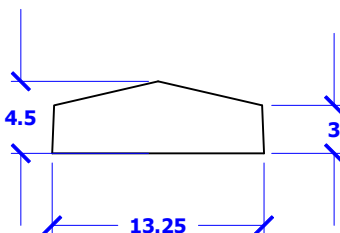
W12-13  
@ 48"  
Finend @ 54"  
25x25 corner



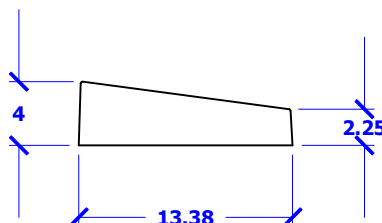
W13-1  
10 @ 48"  
2 Finend @54.75  
2 16x16 corner



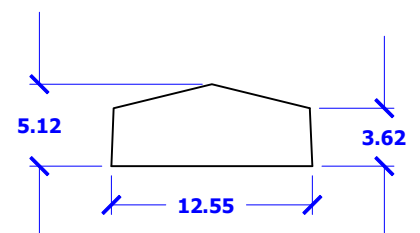
W13-2  
4 @48"  
1 incorner 24x24



W13-3  
5 @ 48  
1 @ 55 finend  
1 corner 24x24



W13-4  
4@48  
1 corner ridge out 24x24

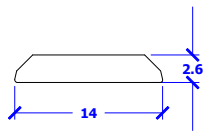


W13-5  
3 @ 48  
1 finend @ 54.625  
1 corner 24x24

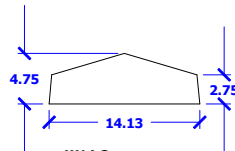
# WALL CAP SHEET 4 - LAST REVISION 1/2/07



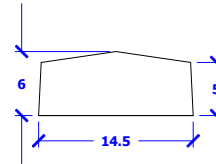
882 N. Marshall Way  
 Layton, UT 84041  
 Ph. (801) 544-9054  
 Fax: (801) 544-9154



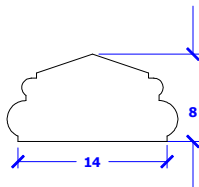
**W14-1**  
60" + finend



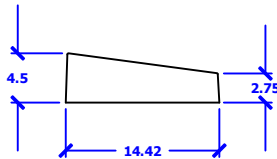
**W14-3**  
10 @ 48"  
Finend 55"  
1 Corner 24x24



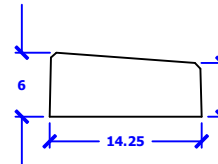
**W14-4**  
1 @ 48  
1 @ 55.625 finend  
1 corner 24x24  
2 Bulkheads



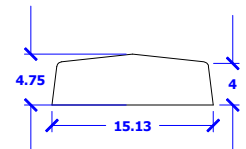
**W14-5**  
4 @ 31.625 Straight  
1 @ 13'8" ridge rad x 30" nom  
2 @ 29'2" ridge rad x 32" nom



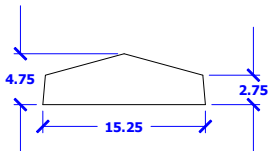
**W14-6**  
2 urethane molds 20' outside diameter 11 degree sweep



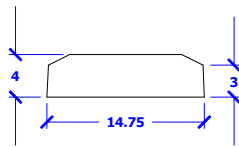
**W14-7**  
6 at 48"



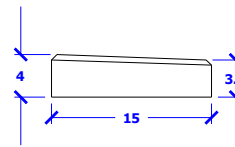
**W15-1**  
1@48



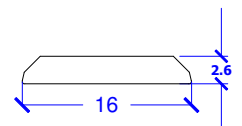
**W15-2**  
2 @ 48  
1 @ 53.625 Finend



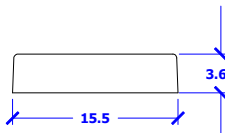
**W15-3**  
4 @ 48"  
1 24x24 corner



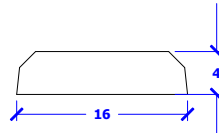
**W15-4**  
1@96 w/2 finends



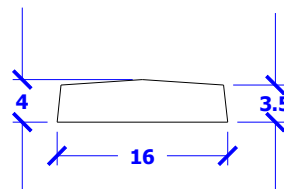
**W16-1**



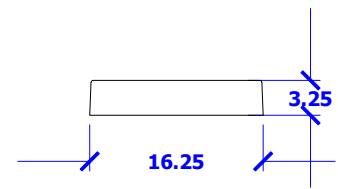
**W16-2**  
1 @ 36"



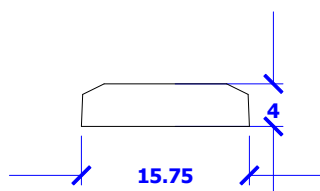
**W16-3**  
2 @ 36+ finend  
Molds unfinished



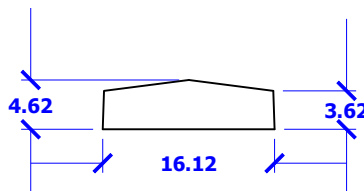
**W16-4**  
3 @ 48"  
1 finend 56.375 steel bulkhead



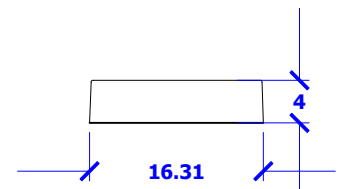
**W16-5**  
1 @ 72"  
w16-8 is compatible swept low



**W16-6**  
3 @ 48"



**W16-7**  
1 finend 56.44  
1 corner 24x24

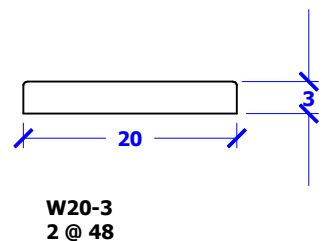
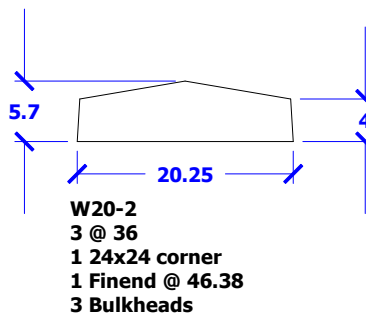
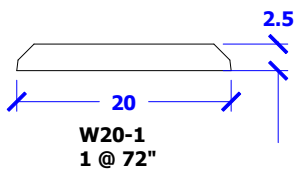
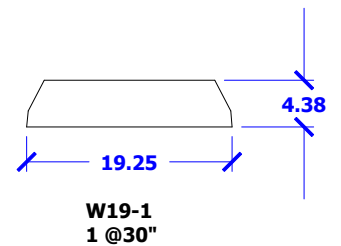
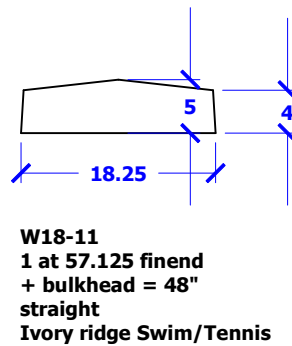
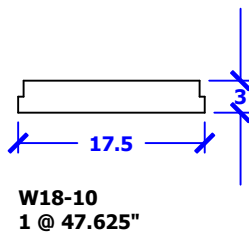
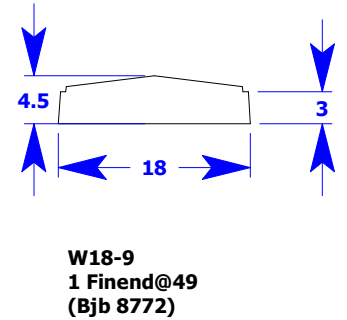
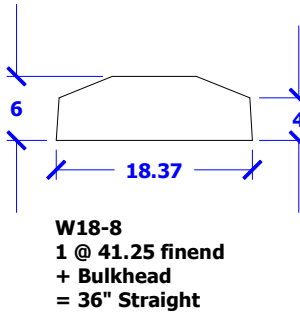
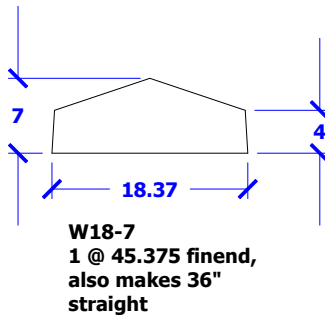
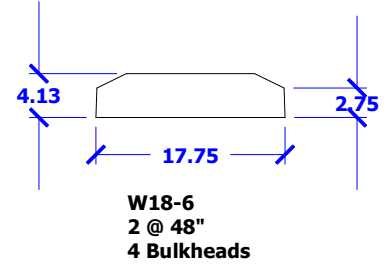
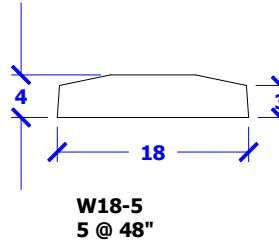
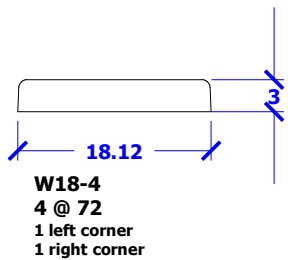
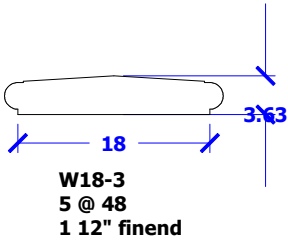
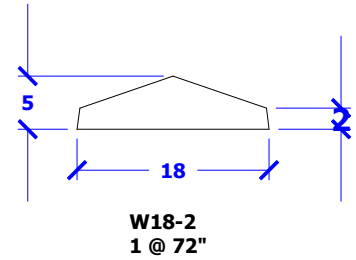
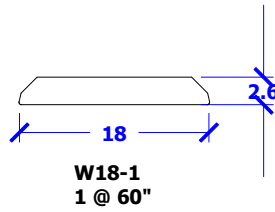
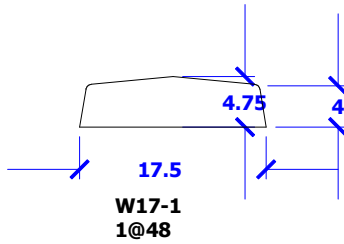


**W16-8**  
6 at 48 Monache compatible with W16-5 if swept

# WALL CAP SHEET 5 - LAST REVISION 1/2/07



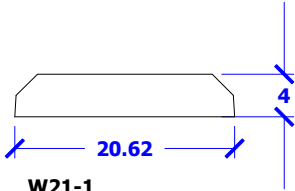
882 N. Marshall Way  
Layton, UT 84041  
Ph. (801) 544-9054  
Fax: (801) 544-9154



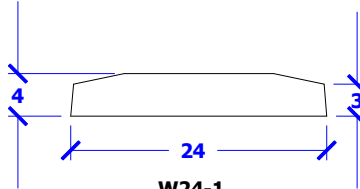
# WALL CAP SHEET 6 - LAST REVISION 1/2/07



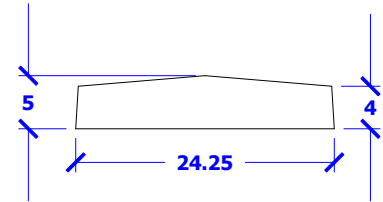
882 N. Marshall Way  
Layton, UT 84041  
Ph. (801) 544-9054  
Fax: (801) 544-9154



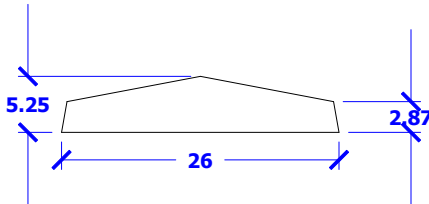
**W21-1**  
1 @ 40 finend  
Bulkhead



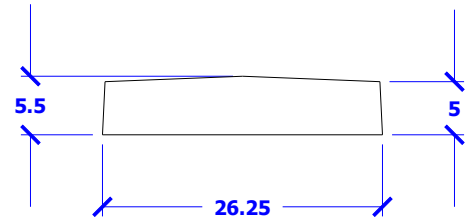
**W24-1**  
2 @ 36"



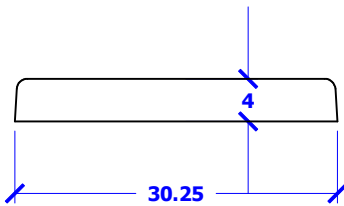
**W24-2**  
1 @ 36", 1 @ 48.5 finend  
Ivory Ridge Swim  
Tennis



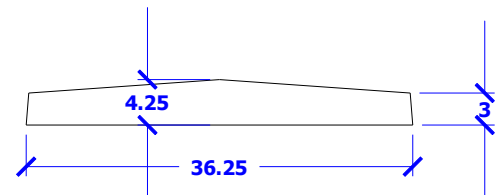
**W26-1**  
1 @ 30"



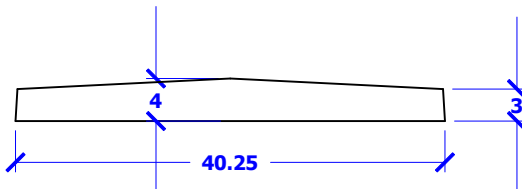
**W26-2**  
1 finend @ 37.5  
1 bulkhead




**W30-1**  
1 @ 96.25 bench mold  
finends and corners  
max straight 92"



**W36-1**  
1 @ 60"



**W40-1**  
PC40-2 compatible  
2 at 96  
condos at the canyons



**W42-1**  
4 @ 29"  
4 @ 17.75"  
2 @ 15.5"  
used as Wainscot