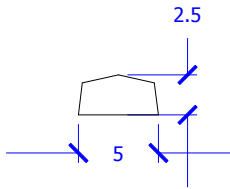


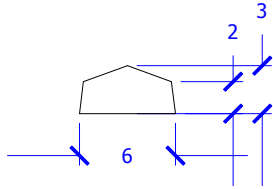
WALL CAP SHEET 1 - LAST REVISION 3/17/21



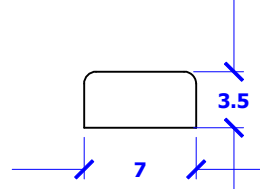
882 N. Marshall Way
Layton, UT 84041
Ph. (801) 544-9054
Fax: (801) 544-9154



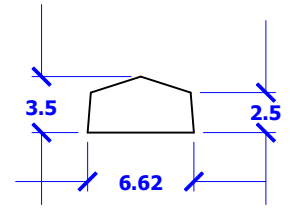
W5-1
8@48
1 corner 20x20



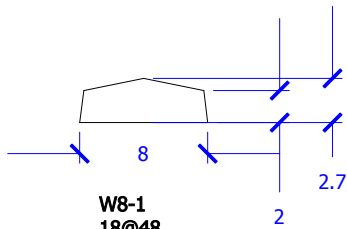
W6-1
6@60
2@48



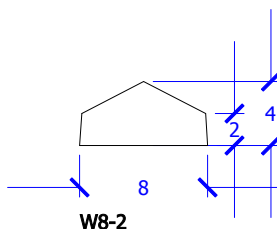
W7-1
2 @ 48



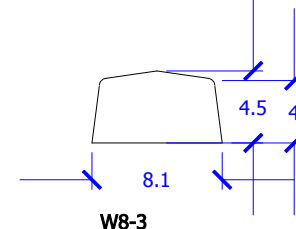
W7-2
1 finend 51.3
1 corner
24x24



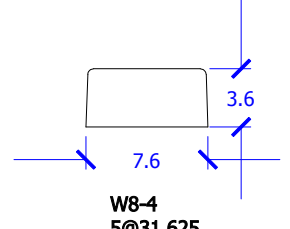
W8-1
18@48
1 24x24 corner
1 finend



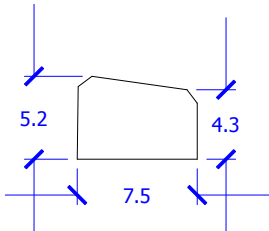
W8-2
1@48



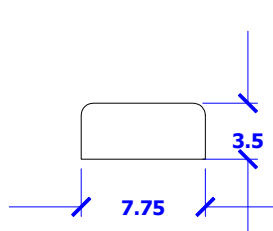
W8-3
10@48
1 finend @48
116x16 corner



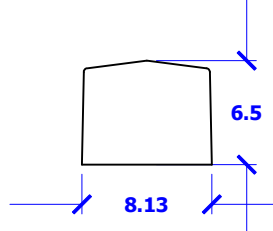
W8-4
5@31.625
1@47.625
1@60



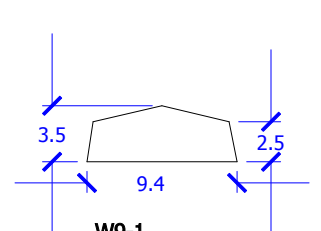
W8-6
1@72



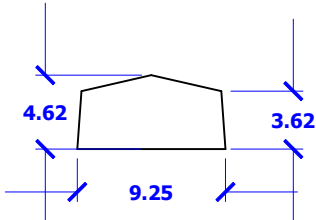
W8-7
1@48



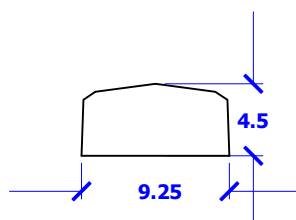
W8-8
1at 48
1 term 52.44
1 corner 24x24
steel bulkhead
SLCC



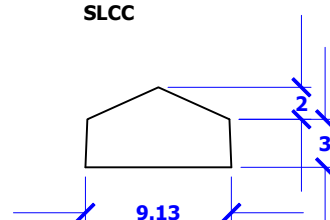
W9-1
1@48
1@53 finend
1 corner 24x24



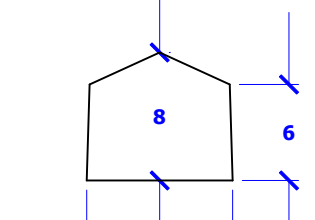
W9-2
1 finend 53
1 corner 24x24
4 at 48 1 steel
blkhd



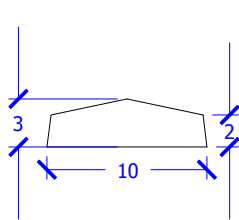
W9-3
4 at 48
Harrisville Liquor



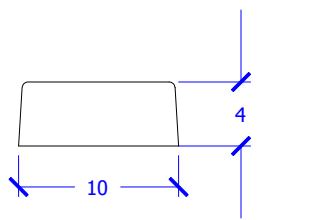
W9-4
1 72" finend
1 24x24 corner
Valley High



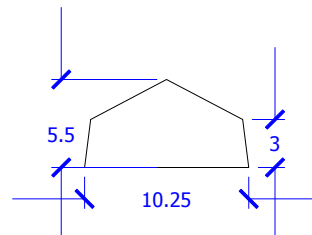
W9-5
1 @ 60
1 @ 65 finend
1 24x24 corner



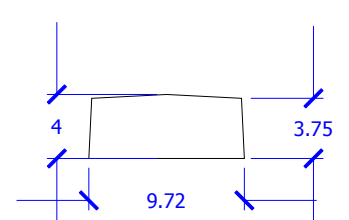
W10-1
17@48
1@60
1 finend 48
1 corner 24x24



W10-2
1@48



W10-3
2@48
1@53.5 finend
1 corner 24x24

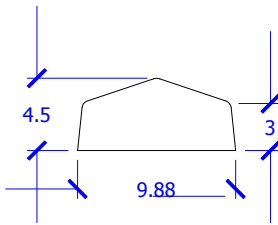


W10-4
5@48

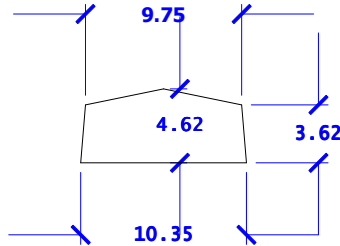
WALL CAP SHEET 2 - LAST REVISION 3/17/21



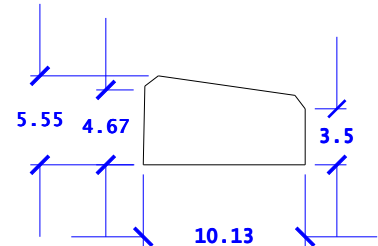
882 N. Marshall Way
Layton, UT 84041
Ph. (801) 544-9054
Fax: (801) 544-9154



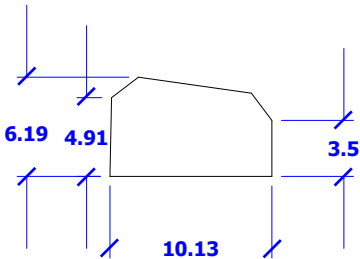
W10-5
10@48



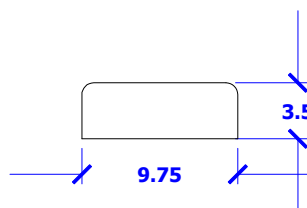
W10-6
5@47.625
1@60
1 finend@53.125
Steel Bulkhead
24x24 corner



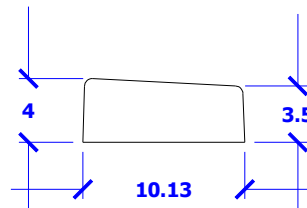
W10-7
1@72



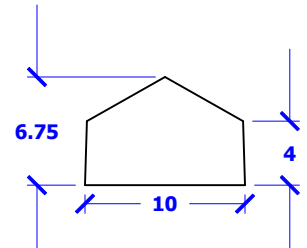
W10-8
1 @ 72



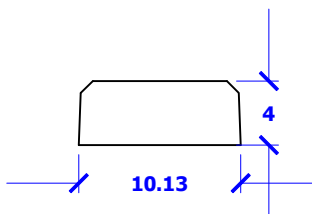
W10-10
1@48



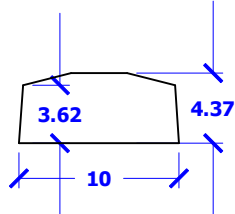
W10-11
3 @ 47.625



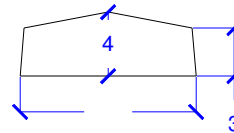
W10-12
1 @ 48
1 @ 53.375 finend
1 corner 24x24



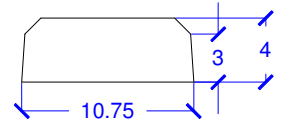
W10-13
3@48
1 finend 49.25
1 steel bulkhead



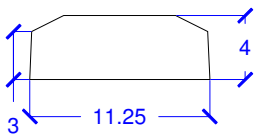
W10-14
1@48
1@51.625 term
1 steel bulkhead
Hooper Elementary



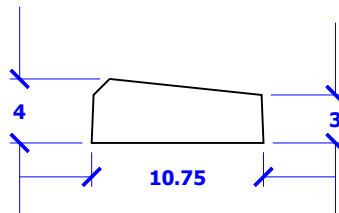
W11-1
8@48
1@60
2 24x24 corner
2 finend



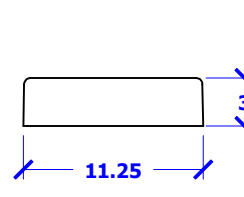
W11-2
4@48
2@36 w/6" step



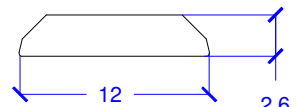
W11-3
1 @48"
1 24x24 corner
1 finend 50.5
1 Steel Bulkhead



W11-4
6 @ 47.625"
rightfinend 50.13"
leftfinend 50.13"
Incorner 24x24



W11-5
2 @ 67.5"

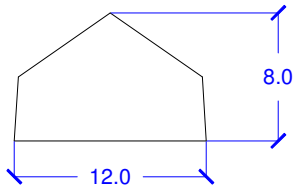


W12-1
2@60 +
finends

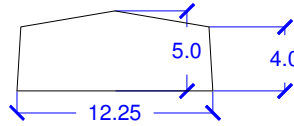
WALL CAP SHEET 3 - LAST REVISION 3/17/21



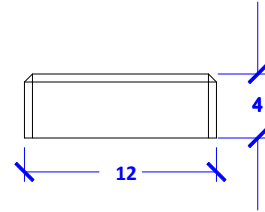
882 N. Marshall Way
Layton, UT 84041
Ph. (801) 544-9054
Fax: (801) 544-9154



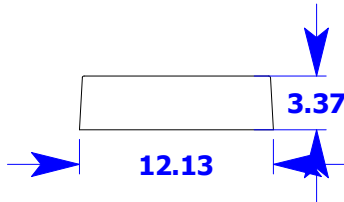
W12-2
1@48"
1 corner



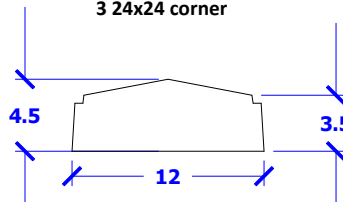
W12-4
20@48
1@60
3 finends@54.5
45deg 6' idcurve
15deg 20' idcurve
22.5 deg
12'ridgediamcurve
3 24x24 corner



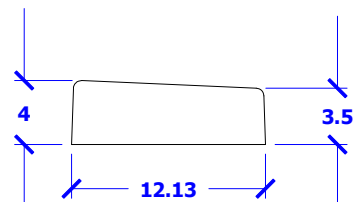
W12-5
2@72 chamfered ends



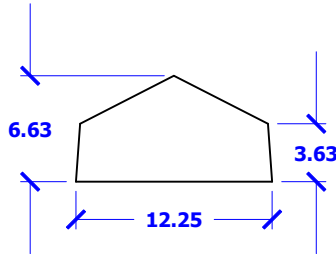
W12-6
8 @72



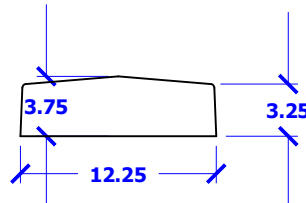
W12-7
1 Finend@56
1 corner 24x24
(Bjb 8772)



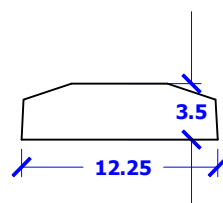
W12-8
8@47.625
1 corner
2 steel bulkheads



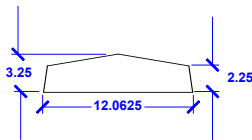
W12-9
1 straight 48
1 finend 54.5
1 corner 24x24



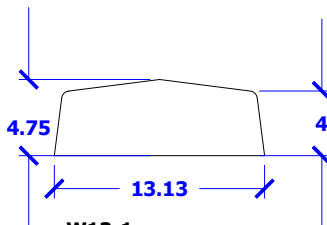
W12-10
1@54.5 termination
1 steel bulkhead



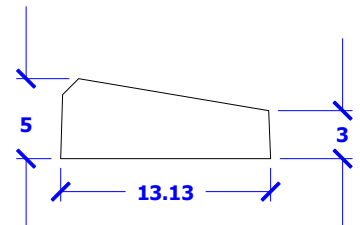
W12-11
1 one mold 75-80
Stonegate 37



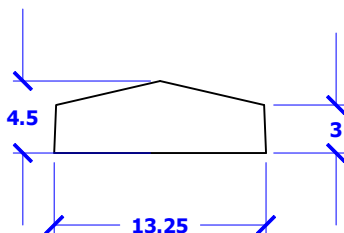
W12-13
5@48
4 finend
1 corner
(can use W12-4 mold)



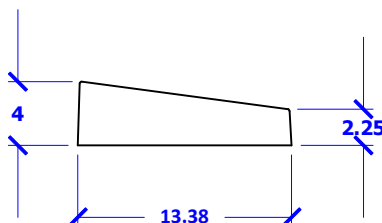
W13-1
10 @ 48"
2 Finend @54.75
2 16x16 corner



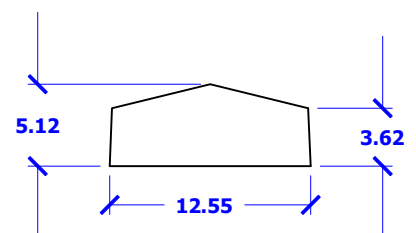
W13-2
4 @48"
1 incorner 24x24



W13-3
5 @ 48
1 @ 55 finend
1 corner 24x24



W13-4
8@48
1 corner ridge out 24x24

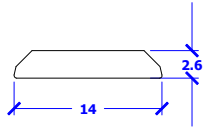


W13-5
3 @ 48
1 finend @ 54.625
1 corner 24x24

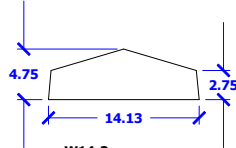
WALL CAP SHEET 4 - LAST REVISION 3/17/21



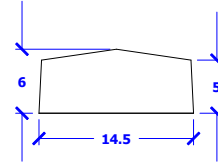
882 N. Marshall Way
Layton, UT 84041
Ph. (801) 544-9054
Fax: (801) 544-9154



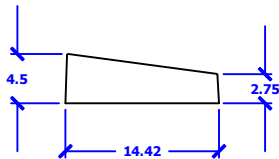
W14-1
60" + finend



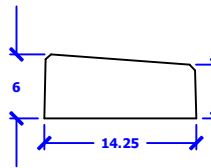
W14-3
10 @ 48"
Finend 55"
1 Corner 24x24



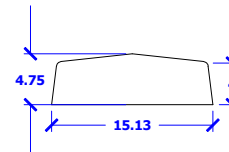
W14-4
1 @ 48
1 @ 55.625 finend
1 corner 24x24
2 Bulkheads



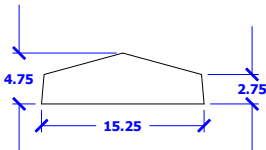
W14-6
2 urethane molds 20' outside diameter 11 degree sweep



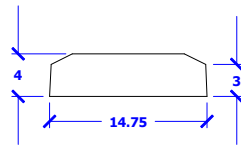
W14-7
6 at 48"



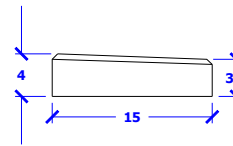
W15-1
1@48



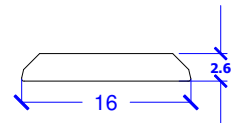
W15-2
2 @ 48
1 @ 53.625 Finend



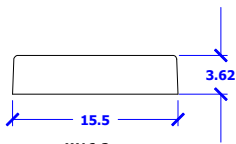
W15-3
4 @ 48"
1 24x24 corner



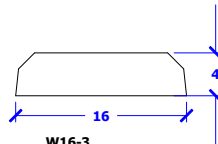
W15-4
1@96 w/2 finends



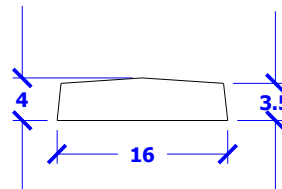
W16-1



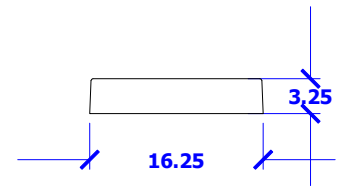
W16-2
2 @ 36"



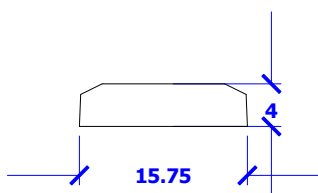
W16-3
2 @ 36+ finend
Molds unfinished



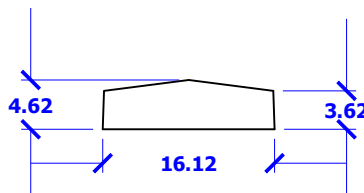
W16-4
3 @ 48"
1 finend 56.375
steel bulkhead



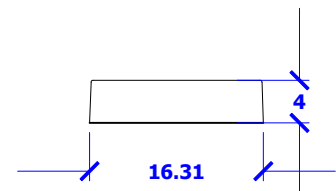
W16-5
1 @ 72"
w16-8 is compatible swept low



W16-6
3 @ 48"



W16-7
2@71
1 finend@56.44
1 corner 24x24

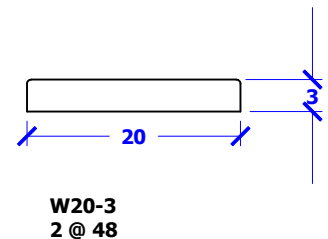
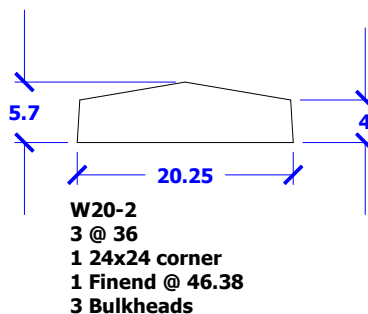
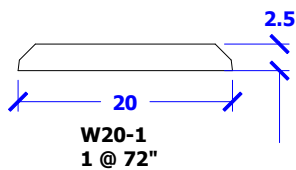
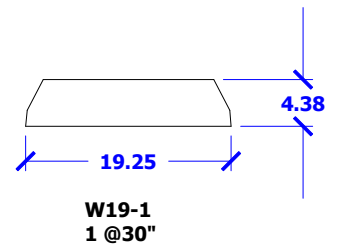
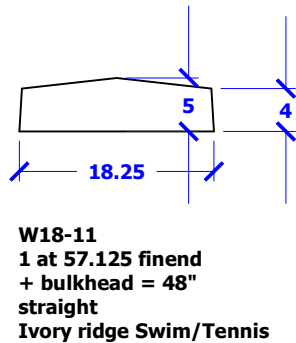
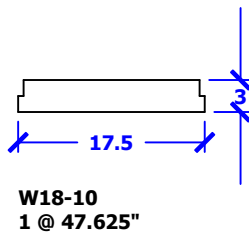
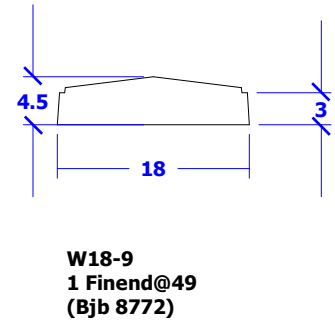
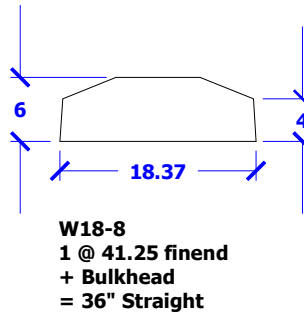
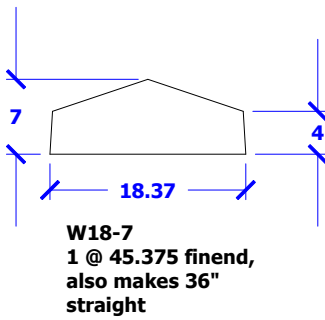
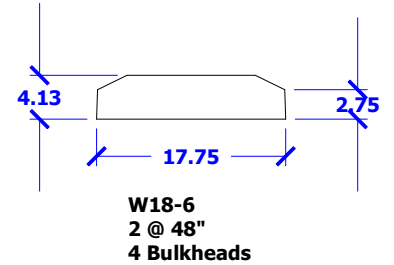
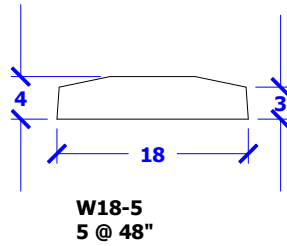
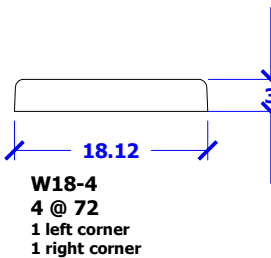
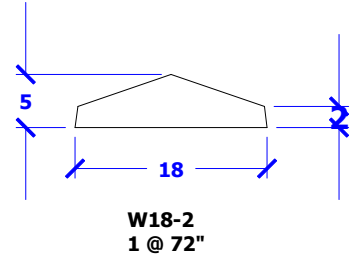
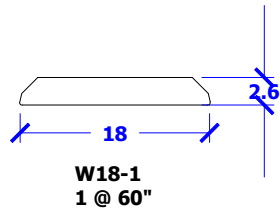
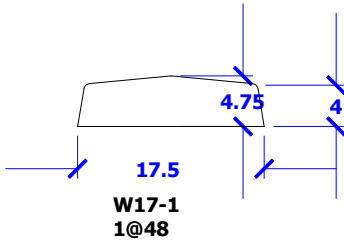


W16-8
5@48 Monache
(compatible w/
W16-5 if swept)

WALL CAP SHEET 5 - LAST REVISION 3/17/21



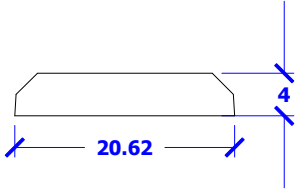
882 N. Marshall Way
Layton, UT 84041
Ph. (801) 544-9054
Fax: (801) 544-9154



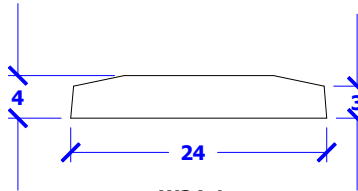
WALL CAP SHEET 6 - LAST REVISION 3/17/21



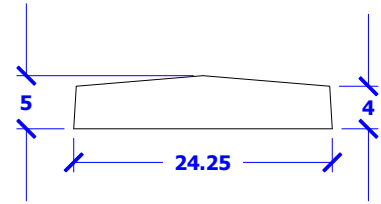
882 N. Marshall Way
Layton, UT 84041
Ph. (801) 544-9054
Fax: (801) 544-9154



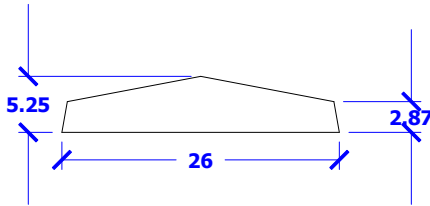
W21-1
1 @ 40 finend
Bulkhead



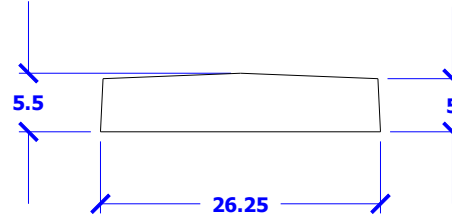
W24-1
2 @ 36"



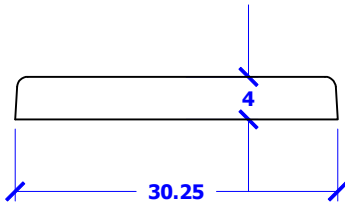
W24-2
1 @ 36", 1 @ 48.5 finend
Ivory Ridge Swim
Tennis



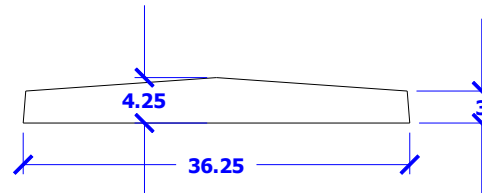
W26-1
1 @ 30"



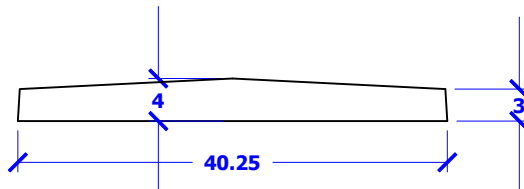
W26-2
1 finend @ 37.5
1 bulkhead




W30-1
1 @ 96.25 bench mold
finends and corners
max straight 92"



W36-1
1 @ 60"



W40-1
PC40-2 compatible
2 at 96
condos at the canyons



W42-1
4 @ 29"
4 @ 17.75"
2 @ 15.5"
used as Wainscot